



NEW DAILY 4X4

4 ALL TRACKS, 4 ALL CONDITIONS.



IVECO

Your partner for sustainable transport

A FULL LINE-UP OF GO-ANYWHERE VEHICLES

UNLIMITED VERSATILITY, EXTREME ROBUSTNESS AND ULTIMATE DRIVING COMFORT IN EVERY MISSION

The extensive line-up of the Daily 4x4 offers the right vehicle for every mission - even the toughest challenges in the most remote areas.



ALL-ROAD AND OFF-ROAD VERSIONS UP TO 7.0 TON GVW

With the Daily 4x4 no place is out of reach anymore. You can choose the right Daily 4x4 from the double offer of all-road and off-road versions to easily operate either on the toughest terrains or in mixed rough and tarmac roads. Furthermore the unique 4x4 with a GVW of 7.0 ton takes robustness to another level. The only light commercial vehicle built like a truck with a solid load-bearing chassis and high performance suspensions, excellent to be customized for a wide variety of missions.

EXTENSIVE VAN AND CHASSIS CAB MODELS OFFER

The legendary versatility that the Daily is known for continues in the new 4x4 range with the all new Van/Chassis Cab models, single/twin wheel versions and automatic/manual gearbox configurations. The new Daily 4x4 Van has a line up offering 5.5 and 7.0 ton versions and spacious cargo volumes ranging from 9 to 18 m³ for the single wheel off-road and from 16 to 18 m³ for the twin wheel all-road version. The solid Daily 4x4 Cab extends the GVW to a unique 7.0 ton with wheelbases ranging from 3080 mm to 4175 mm to cover all the needs that operating a remote location might require.

3.0 LITRE ENGINE WITH 150 hp AND 8-SPEED AUTOMATIC GEARBOX

Powered by the Euro III 3.0 litre engine generating 150 hp and 350 Nm torque you can reach any destination needed for the task in hand. Available with the exclusive HI-MATIC automatic gearbox that offers absolute driving pleasure even in most demanding missions and terrains with 16 forward and 2 reverse ratios you are guaranteed to accomplish every mission with comfort and ease.

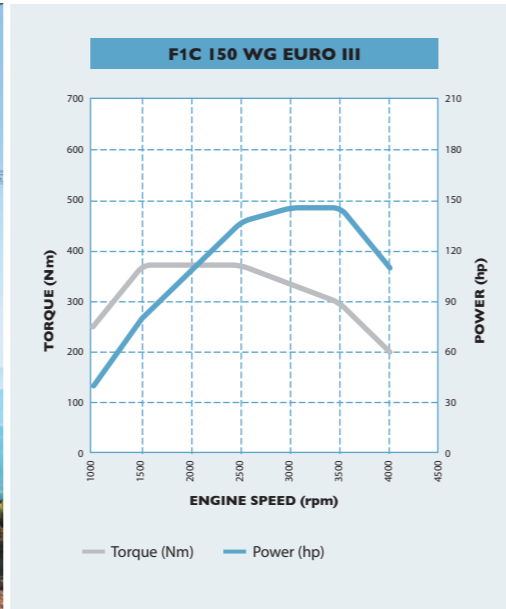
PAYLOAD UP TO 4300 kg AND BODY LENGTH UP TO 5.0 METERS

Unique Daily 4x4 7.0 ton GVW with payload up to 4300 kg and body lengths up to 5 meters gives maximum customizability. The multiple Power-Take-Offs mean the Daily 4x4 is adaptable for all applications. With the vast range easy-to-mount equipment such as winches and snow ploughs you can find the right combination for every off- and all-road mission.

UNRIVALLED PERFORMANCE

ALL THE POWER YOU NEED, WHATEVER YOUR MISSION

Powered by the F1C Euro III 3.0 litre engine generating 150 hp and 350 Nm torque the Daily 4x4 can accomplish every mission on all terrains with ease.



3.0 LITRE F1C ENGINE	
DISPLACEMENT	3.0 litre
POWER	107 kW (150 hp)
ENGINE SPEED AT MAX. POWER	3500 rpm
MAX. TORQUE	350 Nm
ENGINE SPEED AT MAX. TORQUE	1500 - 2500 rpm
EMISSION	Euro III Heavy Duty



UNLIMITED VERSATILITY

MULTIPLE FEATURES FOR PROFESSIONAL APPLICATIONS

With PTO on the transfer box and 4 types of linkages, you can fit your Daily 4x4 for a wide range of applications, from a simple tipper to a platform.

The Daily 4x4 offers an extensive range of features for specific off-road applications such as bullbars, and can be factory ready for fitting a winch. It is also available with a complete offering of cargo beds as an option.



DIFFERENTIAL LOCKS

The Daily 4x4 ensures perfect traction in every situation with 3 locking differentials in the front and rear axles, and a central one on the transfer box. The differentials can be locked and unlocked with the ergonomic switches on the dashboard.



ULTIMATE COMFORT AND RELIABILITY

TOUGHNESS AND DRIVABILITY IN ANY CONDITION REQUIRED

THE ABSOLUTE DRIVING PLEASURE

Thanks to its double low ratios the Daily 4x4 is available with 12 forward ratios with manual transmission and with 16 with the HI-MATIC transmission. You can gain unlimited climbing ability while maintaining maximum comfort, by easily engaging the low speed ratio using the ergonomic button on the dashboard.

Ratio for Manual & Automatic gearbox

- Normal Ratio 1:0.9
- Low Ratio 1:2.15



UNIQUE STRENGTH AND ROBUSTNESS

The specially designed chassis frame with load capacity up to 5000 kg on the rear; the new front axle with independent front suspensions, the steel 3-piece front bumper and the full disc brakes with specially developed ESP program make the Daily 4x4 the only vehicle on the market able to meet the customer's needs for robustness, sustained performance and record reliability.

Max Loading Weight

- Model 35S/C: 2600 kg rear axle - 2100 kg front axle
- Model 55S/C: 3700 kg rear axle - 2450 kg front axle
- Model 70S/C: 5000 kg rear axle - 2700 kg front axle



LINE UP

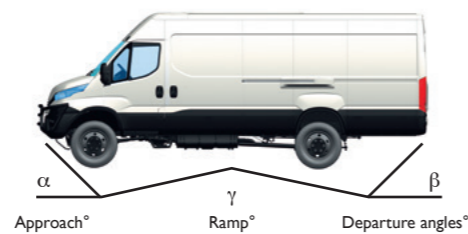
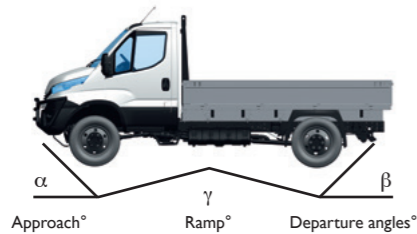
READY TO ACCOMPLISH ANY MISSION

NEW DAILY 4X4 CAB

WHEELBASE (mm)	Chassis Cab	Crew Cab	Chassis Cowl
	3080	3.5 / 5.5 t	
3480	3.5 / 5.5 t / 7 t	3.5 / 5.5 t / 7 t	3.5 / 5.5 t / 7 t
3780	5.5 t / 7 t	5.5 t / 7 t	5.5 t / 7 t
4175	5.5 t / 7 t	5.5 t / 7 t	5.5 t / 7 t

ALL-ROAD	Wheelbase (mm)	3480		3780		4175	
	GVW	5.5 t	7.0 t	5.5 t	7.0 t	5.5 t	7.0 t
	Tyres	225/75 R16	225/75 R16	225/75 R16	225/75 R16	225/75 R16	225/75 R16
	α - Approach angle (degrees)	36°	35°	36°	35°	36°	35°
	γ - Ramp angle (degrees)	164°	164°	N.A.	N.A.	165°	165°
	β - Departure angle (degrees)	28°	27°	25°	24°	14°	14°

OFF-ROAD	Wheelbase (mm)	3080		3480		3780		4175	
	GVW	3.5 t	5.5 t	5.5 t	7.0 t	5.5 t	7.0 t	5.5 t	7.0 t
	Tyres	265/70 R19.5	265/70 R19.5	265/70 R19.5	265/70 R19.5	265/70 R19.5	265/70 R19.5	265/70 R19.5	265/70 R19.5
	α - Approach angle (degrees)	38°	36°	36°	35°	36°	35°	36°	35°
	γ - Ramp angle (degrees)	155°	155°	159°	159°	160°	160°	N.A.	N.A.
	β - Departure angle (degrees)	36°	36°	36°	33°	30°	29°	18°	17°



NEW DAILY 4X4 VAN

WHEELBASE (mm)	H1 (1545 mm)	H2 (1900 mm)	H3 (2100 mm)
	3595	9 m ³ 5.5 t / 7 t Single Wheel	10.8 m ³ 5.5 t / 7 t Single Wheel
3595L		12 m ³ 5.5 t / 7 t Single Wheel	13.4 m ³ 5.5 t / 7 t Single Wheel
4175		16 m ³ 5.5 t / 7 t Single / Twin Wheel	18 m ³ 5.5 t / 7 t Single / Twin Wheel

ALL-ROAD	Wheelbase (mm)	4175			
	GVW	5.5 t		7.0 t	
	Tyres	225/75 R16		225/75 R16	
	α - Approach angle (degrees)	30°		28°	
	β - Departure angle (degrees)	11°		11°	

OFF-ROAD	Wheelbase (mm)	3595		3595L		4175	
	GVW	5.5 t	7.0 t	5.5 t	7.0 t	5.5 t	7.0 t
	Tyres	265/70 R19.5	265/70 R19.5	265/70 R19.5	265/70 R19.5	265/70 R19.5	265/70 R19.5
	α - Approach angle (degrees)	37°	35°	37°	35°	37°	30°
	β - Departure angle (degrees)	27°	25°	19°	18°	14°	11°



OPTIONS

TAILOR YOUR DAILY 4X4 TO FIT EVERY MISSION



AIR CONDITIONING WITH MANUAL OR AUTOMATIC CONTROL

Maintain a pleasant temperature in the cab and keep the allergens out with the Daily's air conditioning system. Choose from the efficient manual control or the automatic climate control that optimises the use of the compressor, reducing energy consumption.



POWER TAKE OFF

With PTO on the transfer box and 4 types of linkages, you can fit a wide range of applications, from a simple tipper bed to a snowplough or a platform.



WEBASTO INDEPENDENT HEATER

Cold starts are a thing of the past with the Webasto independent heater: set the timer to pre-heat the engine and the cab, and step into your pleasantly warm Daily van when you are ready to go.



USB INPUT

Charge your smartphone or tablet with the additional USB plug on the dashboard.



PASSENGER BENCH WITH EXTRACTABLE TABLE

Use your laptop and do your paperwork on the practical extractable table.



SUSPENDED SEATS

The suspended seats, also available heated, offer extra comfort for the driver and passengers.



PREMIUM HEADREST

Drive in safety and comfort with the new premium textile foam headrest.



LEATHER STEERING WHEEL

Enjoy the luxurious feel of the leather steering wheel on your long days at work.



PLATFORM BODY

Tough and reliable, the platform can be loaded and unloaded with ease.



CARGO COMPARTMENT LED LIGHTS

The three new cargo compartment LED lights, positioned on the right and left sides and above the rear doors provide better illumination and reduce energy consumption.



IVECO

Your partner for sustainable transport